

Volumetric and Multi-View CNNs for Object Classification on 3D Data

Charles R. Qi* Hao Su* Matthias Nießner Angela Dai Mengyuan Yan Leonidas J. Guibas
Stanford University

Abstract

3D shape models are becoming widely available and easier to capture, making available 3D information crucial for progress in object classification. Current state-of-the-art methods rely on CNNs to address this problem. Recently, we witness two types of CNNs being developed: CNNs based upon volumetric representations versus CNNs based upon multi-view representations. Empirical results from these two types of CNNs exhibit a large gap, indicating that existing volumetric CNN architectures and approaches are unable to fully exploit the power of 3D representations. In this paper, we aim to improve both volumetric CNNs and multi-view CNNs according to extensive analysis of existing approaches. To this end, we introduce two distinct network architectures of volumetric CNNs. In addition, we examine multi-view CNNs, where we introduce multi-resolution filtering in 3D. Overall, we are able to outperform current state-of-the-art methods for both volumetric CNNs and multi-view CNNs. We provide extensive experiments designed to evaluate underlying design choices, thus providing a better understanding of the space of methods available for object classification on 3D data.

1. Introduction

Understanding 3D environments is a vital element of modern computer vision research due to paramount relevance in many vision systems, spanning a wide field of application scenarios from self-driving cars to autonomous robots. Recent advancements in real-time SLAM techniques and crowd-sourcing of virtual 3D models have additionally facilitated the availability of 3D data. [26, 31, 28, 30, 2]. This development has encouraged the lifting of 2D to 3D for deep learning, opening up new opportunities with the additional information of 3D data; e.g., aligning models is easier in 3D Euclidean space. In this paper, we specifically focus on the object classification task on 3D data obtained from both CAD models and commodity RGB-D sensors. In

addition, we demonstrate retrieval results in the supplemental material.

While the extension of 2D convolutional neural networks to 3D seems natural, the additional computational complexity (volumetric domain) and data sparsity introduces significant challenges; for instance, in an image, every pixel contains observed information, whereas in 3D, a shape is only defined on its surface. Seminal work by Wu et al. [30] propose volumetric CNN architectures on volumetric grids for object classification and retrieval. While these approaches achieve good results, it turns out that training a CNN on multiple 2D views achieves a significantly higher performance, as shown by Su et al. [29], who augment their 2D CNN with pre-training from ImageNet RGB data [6]. These results indicate that existing 3D CNN architectures and approaches are unable to fully exploit the power of 3D representations. In this work, we analyze these observations and evaluate the design choices. Moreover, we show how to reduce the gap between volumetric CNNs and multi-view CNNs by efficiently augmenting training data, introducing new CNN architectures in 3D. Finally, we examine multi-view CNNs; our experiments show that we are able to improve upon state of the art with improved training data augmentation and a new multi-resolution component.

Problem Statement We consider volumetric representations of 3D point clouds or meshes as input to the 3D object classification problem. This is primarily inspired by recent advances in real-time scanning technology, which use volumetric data representations. We further assume that the input data is already pre-segmented by 3D bounding boxes. In practice, these bounding boxes can be extracted using the sliding windows, object proposals, or background subtraction. The output of the method is the category label of the volumetric data instance.

Approach We provide a detailed analysis over factors that influence the performance of volumetric CNNs, including network architecture and volume resolution. Based upon our analysis, we strive to improve the performance of volumetric CNNs. We propose two volumetric CNN network architectures that significantly improve state-of-the-art of

* indicates equal contributions.

volumetric CNNs on 3D shape classification. *This result has also closed the gap between volumetric CNNs and multi-view CNNs*, when they are provided with 3D input discretized at $30 \times 30 \times 30$ 3D resolution. The first network introduces auxiliary learning tasks by classifying part of an object, which help to scrutinize details of 3D objects more deeply. The second network uses long anisotropic kernels to probe for long-distance interactions. Combining data augmentation with a multi-orientation pooling, we observe significant performance improvement for both networks. We also conduct extensive experiments to study the influence of volume resolution, which sheds light on future directions of improving volumetric CNNs.

Furthermore, we introduce a new multi-resolution component to multi-view CNNs, which improves their already compelling performance.

In addition to providing extensive experiments on 3D CAD model datasets, we also introduce a dataset of real-world 3D data, constructed using dense 3D reconstruction taken with [22]. Experiments show that our networks can better adapt from synthetic data to this real-world data than previous methods.

2. Related Work

Shape Descriptors A large variety of shape descriptors has been developed in the computer vision and graphics community. For instance, shapes can be represented as histograms or bag-of-feature models which are constructed from surface normals and curvatures [13]. Alternatives include models based on distances, angles, triangle areas, or tetrahedra volumes [23], local shape diameters measured at densely-sampled surface points [3], Heat kernel signatures [1, 17], or extensions of SIFT and SURF feature descriptors to 3D voxel grids [16]. The spherical harmonic descriptor (SPH) [15] and the Light Field descriptor (LFD) [4] are other popular descriptors. LFD extracts geometric and Fourier descriptors from object silhouettes rendered from several different viewpoints, and can be directly applied to the shape classification task. In contrast to recently developed feature learning techniques, these features are hand-crafted and do not generalize well across different domains.

Convolutional Neural Networks Convolutional Neural Networks (CNNs) [18] have been successfully used in different areas of computer vision and beyond. In particular, significant progress has been made in the context of learning features. It turns out that training from large RGB image datasets (e.g., ImageNet [6]) is able to learn general purpose image descriptors that outperform hand-crafted features for a number of vision tasks, including object detection, scene recognition, texture recognition and classification [7, 10, 24, 5, 12]. This significant improve-

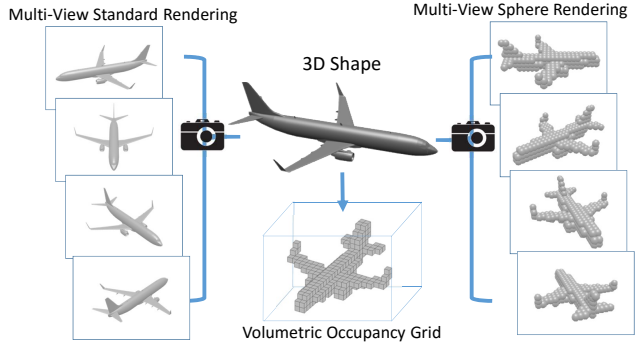


Figure 1. 3D shape representations.

ment in performance on these tasks has decidedly moved the field forward.

CNNs on Depth and 3D Data With the introduction of commodity range sensors, the depth channel became available to provide additional information that could be incorporated into common CNN architectures. A very first approach combines convolutional and recursive neural networks for learning features and classifying RGB-D images [27]. Impressive performance for object detection from RGB-D images has been achieved using a geocentric embedding for depth images that encodes height above ground and angle with gravity for each pixel in addition to the horizontal disparity [11]. Recently, a CNN architecture has been proposed where the RGB and depth data are processed in two separate streams; in the end, the two streams are combined with a late fusion network [8]. All these descriptors operate on single RGB-D images, thus processing 2.5D data.

Wu et al. [30] lift 2.5D to 3D with their 3DShapeNets approach by categorizing each voxel as free space, surface or occluded, depending on whether it is in front of, on, or behind the visible surface (i.e., the depth value) from the depth map. The resulting representation is a 3D binary voxel grid, which is the input to a CNN with 3D filter banks. Their method is particularly relevant in the context of this work, as they are the first to apply CNNs on a 3D representation. A similar approach is VoxNet [21], which also uses binary voxel grids and a corresponding 3D CNN architecture. The advantage of these approaches is that it can process different sources of 3D data, including LiDAR point clouds, RGB-D point clouds, and CAD models; we likewise follow this direction.

An alternative direction is to exploit established 2D CNN architectures; to this end, 2D data is extracted from the 3D representation. In this context, DeepPano [25] converts 3D shapes into panoramic views; i.e., a cylinder projection around its principle axis. Current state-of-the-art uses multiple rendered views, and trains a CNN that can process

all views jointly [29]. This multi-view CNN (MVCNN) is pre-trained on ImageNet [6] and uses view-point pooling to combine all streams obtained from each view. A similar idea on stereo views has been proposed earlier [19].

3. Analysis of state-of-the-art 3D Volumetric CNN versus Multi-View CNN

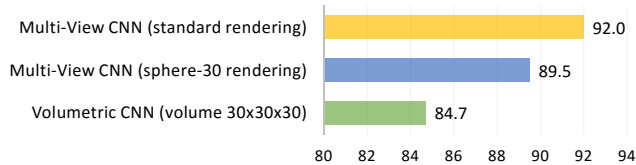


Figure 2. Classification accuracy. Yellow and blue bars: Performance drop of multi-view CNN due to discretization of CAD models in rendering. Blue and green bars: Volumetric CNN is significantly worse than multi-view CNN, even though their inputs have similar amounts of information. This indicates that the network of the volumetric CNN is weaker than that of the multi-view CNN.

Two representations of generic 3D shapes are popularly used for object classification, volumetric and multi-view (Fig 1). The volumetric representation encodes a 3D shape as a 3D tensor of binary or real values. The multi-view representation encodes a 3D shape as a collection of renderings from multiple viewpoints. Stored as tensors, both representations can easily be used to train convolutional neural networks, i.e., volumetric CNNs and multi-view CNNs.

Intuitively, a volumetric representation should encode as much information, if not more, than its multi-view counterpart. However, experiments indicate that multi-view CNNs produce superior performance in object classification. Fig 2 reports the classification accuracy on the ModelNet40 dataset by state-of-the-art volumetric/multi-view architectures¹. A volumetric CNN based on voxel occupancy (green) is 7.3% worse than a multi-view CNN (yellow).

We investigate this performance gap in order to ascertain how to improve volumetric CNNs. The gap seems to be caused by two factors: input resolution and network architecture differences. The multi-view CNN down-samples each rendered view to 227×227 pixels (Multi-view Standard Rendering in Fig 1); to maintain a similar computational cost, the volumetric CNN uses a $30 \times 30 \times 30$ occupancy grid (Volumetric Occupancy Grid in Fig 1)². As shown in Fig 1, the input to the multi-view CNN captures more detail.

¹We train models by replicating the architecture of [30] for volumetric CNNs and [29] for multi-view CNNs. All networks are trained in an end-to-end fashion. All methods are trained/tested on the same split for fair comparison. The reported numbers are average instance accuracy. See Sec 6 for details.

²Note that $30 \times 30 \times 30 \approx 227 \times 227$.

However, the difference in input resolution is not the primary reason for this performance gap, as evidenced by further experiments. We compare the two networks by providing them with data containing similar level of detail. To this end, we feed the multi-view CNN with renderings of the $30 \times 30 \times 30$ occupancy grid using *sphere rendering*³, i.e., for each occupied voxel, a ball is placed at its center, with radius equal to the edge length of a voxel (Multi-View Sphere Rendering in Fig 1). We train the multi-view CNN from scratch using these sphere renderings. The accuracy of this multi-view CNN is reported in blue.

As shown in Fig 2, even with similar level of object detail, the volumetric CNN (green) is 4.8% worse than the multi-view CNN (blue). That is, *there is still significant room to improve the architecture of volumetric CNNs*. This discovery motivates our efforts in Sec 4 to improve volumetric CNNs. Additionally, low-frequency information in 3D seems to be quite discriminative for object classification—it is possible to achieve 89.5% accuracy (blue) at a resolution of only $30 \times 30 \times 30$. This discovery motivates our efforts in Sec 5 to improve multi-view CNNs with a 3D multi-resolution approach.

4. Volumetric Convolutional Neural Networks

4.1. Overview

We improve volumetric CNNs through three separate means: 1) introducing new network structures; 2) data augmentation; 3) feature pooling.

Network Architecture We propose two network variations that significantly improve state-of-the-art CNNs on 3D volumetric data. The first network is designed to mitigate overfitting by introducing auxiliary training tasks, which are themselves challenging. These auxiliary tasks encourage the network to predict object class labels from partial subvolumes. Therefore, no additional annotation efforts are needed. The second network is designed to mimic multi-view CNNs, as they are strong in 3D shape classification. Instead of using rendering routines from computer graphics, our network projects a 3D shape to 2D by convolving its 3D volume with an anisotropic probing kernel. This kernel is capable of encoding long-range interactions between points. An image CNN is then appended to classify the 2D projection. Note that the training of the projection module and the image classification module is end-to-end. This emulation of multi-view CNNs achieves similar performance to them, using only standard layers in CNN.

In order to mitigate overfitting from too many parameters, we adopt the *mlpconv* layer from [20] as our basic building block in both network variations.

³It is computationally prohibitive to match the volumetric CNN resolution to multi-view CNN, which would be $227 \times 227 \times 227$.

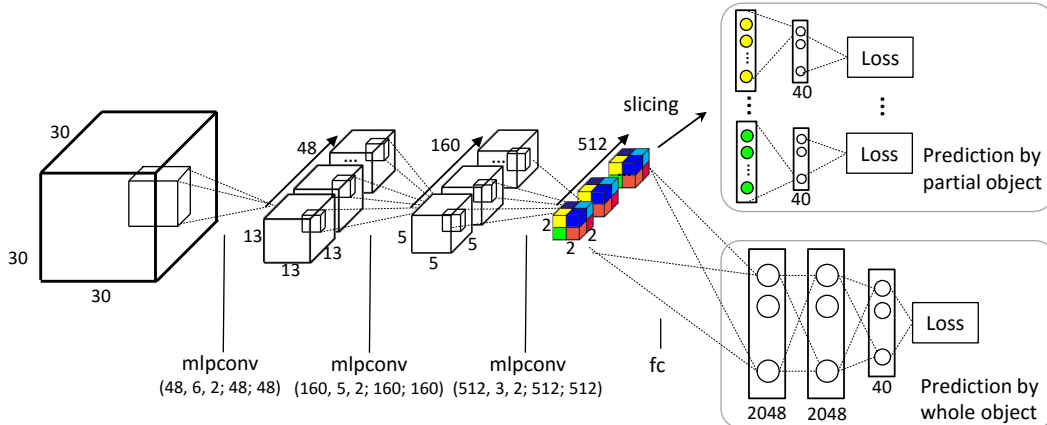


Figure 3. Auxiliary Training by Subvolume Supervision (Sec 4.2). The main innovation is that we add auxiliary tasks to predict class labels that focus on part of an object, intended to drive the CNN to more heavily exploit local discriminative features. An mlpconv layer is a composition of three conv layers interleaved by ReLU layers. The five numbers under mlpconv are the number of channels, kernel size and stride of the first conv layer, and the number of channels of the second and third conv layers, respectively. The kernel size and stride of the second and third conv layers are 1. For example, mlpconv(48, 6, 2; 48; 48) is a composition of conv(48, 6, 2), ReLU, conv(48, 1, 1), ReLU, conv(48, 1, 1) and ReLU layers. Note that we add dropout layers with rate=0.5 after fully connected layers.

Data Augmentation Compared with 2D image datasets, currently available 3D shape datasets are limited in scale and variation. To fully exploit the design of our networks, we augment the training data with different azimuth and elevation rotations. This allows the first network to cover local regions at different orientations, and the second network to relate distant points at different relative angles.

Multi-Orientation Pooling Both of our new networks are sensitive to shape orientation, i.e., they capture different information at different orientations. To capture a more holistic sense of a 3D object, we add an orientation pooling stage that aggregates information from different orientations.

4.2. Network 1: Auxiliary Training by Subvolume Supervision

We observe significant overfitting when we train the volumetric CNN proposed by [30] in an end-to-end fashion (see supplementary). When the volumetric CNN overfits to the training data, it has no incentive to continue learning. We thus introduce auxiliary tasks that are closely correlated with the main task but are difficult to overfit, so that learning continues even if our main task is overfitted.

These auxiliary training tasks also predict the same object labels, but the predictions are made solely on a local subvolume of the input. Without complete knowledge of the object, the auxiliary tasks are more challenging, and can thus better exploit the discriminative power of local regions. This design is different from the classic multi-task learning setting of heterogeneous auxiliary tasks, which inevitably requires collecting additional annotations (e.g.,

conducting both object classification and detection [9]).

We implement this design through an architecture shown in Fig 3. The first three layers are mlpconv (multilayer perceptron convolution) layers, a 3D extension of the 2D mlpconv proposed by [20]. The input and output of our mlpconv layers are both 4D tensors. Compared with the standard combination of linear convolutional layers and max pooling layers, mlpconv has a three-layer structure and is thus a universal function approximator if enough neurons are provided in its intermediate layers. Therefore, mlpconv is a powerful filter for feature extraction of local patches, enhancing approximation of more abstract representations. In addition, mlpconv has been validated to be more discriminative with fewer parameters than ordinary convolution with pooling [20].

At the fourth layer, the network branches into two. The lower branch takes the whole object as input for traditional classification. The upper branch is a novel branch for auxiliary tasks. It slices the $512 \times 2 \times 2 \times 2$ 4D tensor (2 grids along x, y, z axes and 512 channels) into $2 \times 2 \times 2 = 8$ vectors of dimension 512. We set up a classification task for each vector. A fully connected layer and a softmax layer are then appended independently to each vector to construct classification losses. Simple calculation shows that the receptive field of each task is $22 \times 22 \times 22$, covering roughly $2/3$ of the entire volume.

4.3. Network 2: Anisotropic Probing

The success of multi-view CNNs is intriguing. multi-view CNNs first project 3D objects to 2D and then make use of well-developed 2D image CNNs for classification. Inspired by its success, we design a neural network archi-

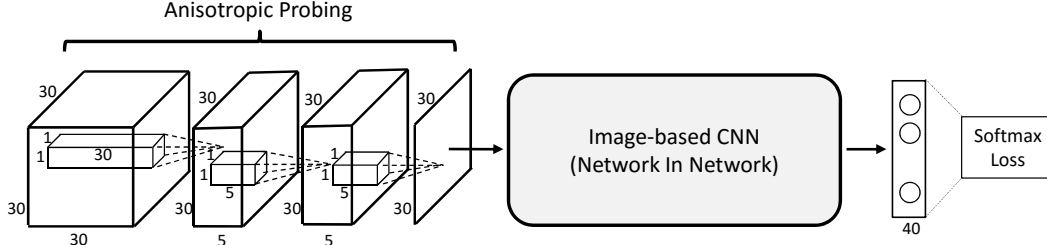


Figure 4. CNN with Anisotropic Probing kernels. We use an elongated kernel to convolve the 3D cube and aggregate information to a 2D plane. Then we use a 2D NIN (NIN-CIFAR10 [20]) to classify the 2D projection of the original 3D shape.

texture that is also composed of the two stages. However, while multi-view CNNs use external rendering pipelines from computer graphics, we achieve the 3D-to-2D projection using network layers in a manner similar to ‘X-ray scanning’.

Key to this network is the use of an elongated anisotropic kernel which helps capture the global structure of the 3D volume. As illustrated in Fig 4, the neural network has two modules: an anisotropic probing module and a network in network module. The anisotropic probing module contains three convolutional layers of elongated kernels, each followed by a nonlinear ReLU layer. Note that both the input and output of each layer are 3D tensors.

In contrast to traditional isotropic kernels, an anisotropic probing module has the advantage of aggregating long-range interactions in the early feature learning stage with fewer parameters. As a comparison, with traditional neural networks constructed from isotropic kernels, introducing long-range interactions at an early stage can only be achieved through large kernels, which inevitably introduce many more parameters. After anisotropic probing, we use an adapted NIN network [20] to address the classification problem.

Our anisotropic probing network is capable of capturing internal structures of objects through its X-ray like projection mechanism. This is an ability not offered by standard rendering. Combined with multi-orientation pooling (introduced below), it is possible for this probing mechanism to capture any 3D structure, due to its relationship with the Radon transform.

In addition, this architecture is scalable to higher resolutions, since all its layers can be viewed as 2D. While 3D convolution involves computation at locations of cubic resolution, we maintain quadratic compute.

4.4. Data Augmentation and Multi-Orientation Pooling

The two networks proposed above are both sensitive to model orientation. In the subvolume supervision method, different model orientations define different local subvolumes; in the anisotropic probing method, only voxels of the same height and along the probing direction can have

interaction in the early feature extraction stage. Thus it is helpful to augment the training data by varying object orientation and combining predictions through orientation pooling.

Similar to Su-MVCNN [29] which aggregates information from multiple view inputs through a view-pooling layer and follow-on fully connected layers, we sample 3D input from different orientations and aggregate them in a multi-orientation volumetric CNN (MO-VCNN) as shown in Fig 5. At training time, we generate different rotations of the 3D model by changing both azimuth and elevation angles, sampled randomly. A volumetric CNN is firstly trained on single rotations. Then we decompose the network to CNN_1 (lower layers) and CNN_2 (higher layers) to construct a multi-orientation version. The MO-VCNN’s weights are initialized by a previously trained volumetric CNN with CNN_1 ’s weights fixed during fine-tuning. While a common practice is to extract the highest level features (features before the last classification linear layer) of multiple orientations, average/max/concatenate them, and train a linear SVM on the combined feature, this is just a special case of the MO-VCNN.

Compared to 3DShapeNets [30] which only augments data by rotating around vertical axis, our experiment shows that orientation pooling combined with elevation rotation

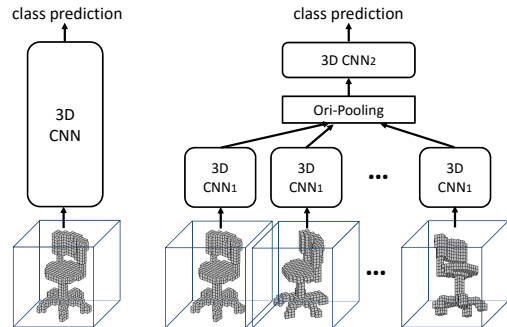


Figure 5. Left: Volumetric CNN (single orientation input). Right: Multi-orientation volumetric CNN (MO-VCNN), which takes in various orientations of the 3D input, extracts features from shared CNN_1 and then pass pooled feature through another network CNN_2 to make a prediction.

can greatly increase performance.

5. Multi-View Convolutional Neural Networks

The multi-view CNN proposed by [29] is a strong alternative to volumetric representations. This multi-view representation is constructed in three steps: first, a 3D shape is rendered into multiple images using varying camera extrinsics; then image features (e.g. conv5 feature in VGG or AlexNet) are extracted for each view; lastly features are combined across views through a pooling layer, followed by fully connected layers.

Although the multi-view CNN presented by [29] produces compelling results, we are able to improve its performance through a multi-resolution extension with improved data augmentation. We introduce multi-resolution 3D filtering to capture information at multiple scales. We perform *sphere rendering* (see Sec 3) at different volume resolutions. Note that we use spheres for this discretization as they are view-invariant. In particular, this helps regularize out potential noise or irregularities in real-world scanned data (relative to synthetic training data), enabling robust performance on real-world scans. Note that our 3D multi-resolution filtering is different from classical 2D multi-resolution approaches, since the 3D filtering respects the distance in 3D.

Additionally, we also augment training data with variations in both azimuth and elevation, as opposed to azimuth only. We use AlexNet instead of VGG for efficiency.

6. Experiments

We evaluate our volumetric CNNs and multi-view CNNs along with current state of the art on the ModelNet dataset [30] and a new dataset of real-world reconstructions of 3D objects.

For convenience in following discussions, we define *3D resolution* to be the discretization resolution of a 3D shape. That is, a $30 \times 30 \times 30$ volume has 3D resolution 30. The sphere rendering from this volume also has 3D resolution 30, though it may have higher 2D image resolution.

6.1. Datasets

ModelNet We use ModelNet [30] for our training and testing datasets. ModelNet currently contains 127,915 3D CAD models from 662 categories. ModelNet40, a subset including 12,311 models from 40 categories, is well annotated and can be downloaded from the web. The authors also provide a training and testing split on the website, in which there are 9,843 training and 2,468 test models⁴. We

⁴VoxNet [21] uses the train/test split provided on the website and report average class accuracy on the 2,468 test split. 3DShapeNets [30] and MVCNN [29] use another train/test split comprising the first 80 shapes of each category in the “train” folder (or all shapes if there are fewer than 80) and the first 20 shapes of each category in the “test” folder, respectively.




Figure 6. Example models from our real-world dataset. Each model is a dense 3D reconstruction, annotated, and segmented from the background.

use this train/test split for our experiments.

By default, we report classification accuracy on all models in the test set (average instance accuracy). For comparisons with previous work we also report average class accuracy.

Real-world Reconstructions We provide a new real-world scanning dataset benchmark, comprising 243 objects of 12 categories; the geometry is captured with an ASUS Xtion Pro and a dense reconstruction is obtained using the publicly-available VoxelHashing framework [22]. For each scan, we have performed a coarse, manual segmentation of the object of interest. In addition, each scan is aligned with the world-up vector. While there are existing datasets captured with commodity range sensors – e.g., [26, 31, 28] – this is the first containing hundreds of annotated models from dense 3D reconstructions. The goal of this dataset is to provide an example of modern real-time 3D reconstructions; i.e., structured representations more complete than a single RGB-D frame but still with many occlusions. This dataset is used as a test set.

6.2. Comparison with State-of-the-Art Methods

We compare our methods with state of the art for shape classification on the ModelNet40 dataset. In the following, we discuss the results within volumetric CNN methods and within multi-view CNN methods.

Volumetric CNNs Fig 7 summarizes the performance of volumetric CNNs. Ours-MO-SubvolumeSup is the sub-volume supervision network in Sec 4.2 and Ours-MO-AniProbing is the anisotropic probing network in Sec 4.3. Data augmentation is applied as described in Sec 6.4 (azimuth and elevation rotations). For clarity, we use MO- to denote that both networks are trained with an additional multi-orientation pooling step (20 orientations in practice). For reference of multi-view CNN performance at the same

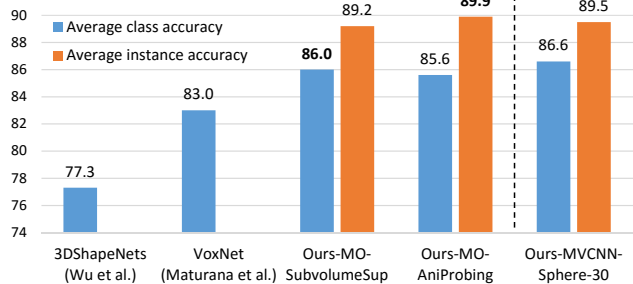


Figure 7. Classification accuracy on ModelNet40 (voxelized at resolution 30). Our volumetric CNNs have matched the performance of multi-view CNN at 3D resolution 30 (our implementation of Su-MVCNN [29], rightmost group).

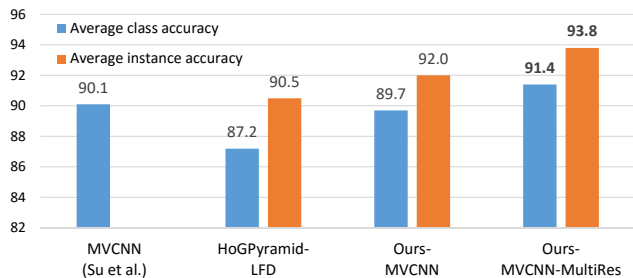


Figure 8. Classification accuracy on ModelNet40 (multi-view representation). The 3D multi-resolution version is the strongest. It is worth noting that the simple baseline HoGPyramid-LFD performs quite well.

3D resolution, we also include Ours-MVCNN-Sphere-30, the result of our multi-view CNN with sphere rendering at 3D resolution 30. More details of setup can be found in the supplementary.

As can be seen, both of our proposed volumetric CNNs significantly outperform state-of-the-art volumetric CNNs. Moreover, they both match the performance of our multi-view CNN under the same 3D resolution. That is, *the gap between volumetric CNNs and multi-view CNNs is closed* under 3D resolution 30 on ModelNet40 dataset, an issue that motivates our study (Sec 3).

Multi-view CNNs Fig 8 summarizes the performance of multi-view CNNs. Ours-MVCNN-MultiRes is the result by training an SVM over the concatenation of fc7 features from Ours-MVCNN-Sphere-30, 60, and Ours-MVCNN. HoGPyramid-LFD is the result by training an SVM over a concatenation of HoG features at three 2D resolutions. Here LFD (lightfield descriptor) simply refers to extracting features from renderings. Ours-MVCNN-MultiRes achieves state-of-the-art.

6.3. Effect of 3D Resolution over Performance

Sec 6.2 shows that our volumetric CNN and multi-view CNN performs comparably at 3D resolution 30. Here we

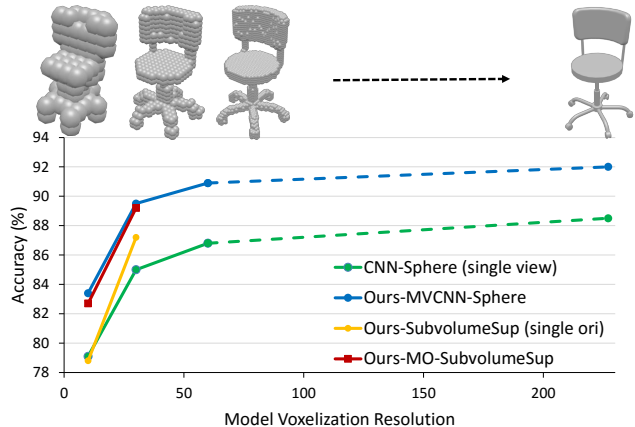


Figure 9. Top: sphere rendering at 3D resolution 10, 30, 60, and standard rendering. Bottom: performance of image-based CNN and volumetric CNN with increasing 3D resolution. The two rightmost points are trained/tested from standard rendering.

study the effect of 3D resolution for both types of networks.

Fig 9 shows the performance of our volumetric CNN and multi-view CNN at different 3D resolutions (defined at the beginning of Sec 6). Due to computational cost, we only test our volumetric CNN at 3D resolutions 10 and 30. The observations are: first, the performance of our volumetric CNN and multi-view CNN is on par at tested 3D resolutions; second, the performance of multi-view CNN increases as the 3D resolution grows up. To further improve the performance of volumetric CNN, this experiment suggests that it is worth exploring how to scale volumetric CNN to higher 3D resolutions.

6.4. More Evaluations

Data Augmentation and Multi-Orientation Pooling

We use the same volumetric CNN model, the end-to-end learning version of 3DShapeNets [30], to train and test on three variations of augmented data (Table 1). Similar trend is observed for other volumetric CNN variations.

Data Augmentation	Single-Ori	Multi-Ori	Δ
Azimuth rotation (AZ)	84.7	86.1	1.4
AZ + translation	84.8	86.1	1.3
AZ + elevation rotation	83.0	87.8	4.8

Table 1. Effects of data augmentations on multi-orientation volumetric CNN. We report numbers of classification accuracy on ModelNet40, with (Multi-Ori) or without (Single-Ori) multi-orientation pooling described in Sec 4.4.

When combined with multi-orientation pooling, applying both azimuth rotation (AZ) and elevation rotation (EL) augmentations is extremely effective. Using only azimuth augmentation (randomly sampled from 0° to 360°) with orientation pooling, the classification performance is increased by $86.1\% - 84.7\% = 1.4\%$; combined with eleva-

Network	Single-Ori	Multi-Ori
E2E-[30]	83.0	87.8
VoxNet[21]	83.8	85.9
3D-NIN	86.1	88.5
Ours-SubvolumeSup	87.2	89.2
Ours-AniProbing	84.4	89.9

Table 2. Comparison of performance of volumetric CNN architectures. Numbers reported are classification accuracy on ModelNet40. Results from E2E-[30] (end-to-end learning version) and VoxNet [21] are obtained by ourselves. All experiments are using the same set of azimuth and elevation augmented data.

tion augmentation (randomly sampled from -45° to 45°), the improvement becomes more significant – increasing by $87.8\% - 83.0\% = 4.8\%$. On the other hand, translation jittering (randomly sampled shift from 0 to 6 voxels in each direction) provides only marginal influence.

Comparison of Volumetric CNN Architectures The architectures in comparison include VoxNet [21], E2E-[30] (the end-to-end learning variation of [30] implemented in Caffe [14] by ourselves), 3D-NIN (a 3D variation of Network in Network [20] designed by ourselves as in Fig 3 without the “Prediction by partial object” branch), SubvolumeSup (Sec 4.2) and AniProbing (Sec 4.3). Data augmentation of AZ+EL (Sec 6.4) are applied.

From Table 2, first, the two volumetric CNNs we propose, SubvolumeSup and AniProbing networks, both show superior performance, indicating the effectiveness of our design; second, multi-orientation pooling increases performance for all network variations. This is especially significant for the anisotropic probing network, since each orientation usually only carries partial information of the object.

Comparison of Multi-view Methods We compare different methods that are based on multi-view representations in Table 3. Methods in the second group are trained on the full ModelNet40 train set. Methods in the first group, SPH, LFD, FV, and Su-MVCNN, are trained on a subset

Method	#Views	Accuracy (class)	Accuracy (instance)
SPH (reported by [30])	-	68.2	-
LFD (reported by [30])	-	75.5	-
FV (reported by [29])	12	84.8	-
Su-MVCNN [29]	80	90.1	-
PyramidHoG-LFD	20	87.2	90.5
Ours-MVCNN	20	89.7	92.0
Ours-MVCNN-MultiRes	20	91.4	93.8

Table 3. Comparison of multi-view based methods. Numbers reported are classification accuracy (class average and instance average) on ModelNet40.

Method	Classification	Retrieval MAP
E2E-[30]	69.6	-
Su-MVCNN [29]	72.4	35.8
Ours-MO-SubvolumeSup	73.3	39.3
Ours-MO-AniProbing	70.8	40.2
Ours-MVCNN-MultiRes	74.5	51.4

Table 4. Classification accuracy and retrieval MAP on reconstructed meshes of 12-class real-world scans.

of ModelNet40 containing 3,183 training samples. They are provided for reference. Also note that the MVCNNs in the second group are our implementations in Caffe with AlexNet instead of VGG as in Su-MVCNN [29].

We observe that MVCNNs are superior to methods by SVMs on hand-crafted features.

Evaluation on the Real-World Reconstruction Dataset

We further assess the performance of volumetric CNNs and multi-view CNNs on real-world reconstructions in Table 4. All methods are trained on CAD models in ModelNet40 but tested on real data, which may be highly partial, noisy, or oversmoothed (Fig 6). Our networks continue to outperform state-of-the-art results. In particular, our 3D multi-resolution filtering is quite effective on real-world data, possibly because the low 3D resolution component filters out spurious and noisy micro-structures. Example results for object retrieval can be found in supplementary.

7. Conclusion and Future work

In this paper, we have addressed the task of object classification on 3D data using volumetric CNNs and multi-view CNNs. We have analyzed the performance gap between volumetric CNNs and multi-view CNNs from perspectives of network architecture and 3D resolution. The analysis motivates us to propose two new architectures of volumetric CNNs, which outperform state-of-the-art volumetric CNNs, achieving comparable performance to multi-view CNNs at the same 3D resolution of $30 \times 30 \times 30$. Further evaluation over the influence of 3D resolution indicates that 3D resolution is likely to be the bottleneck for the performance of volumetric CNNs. Therefore, it is worth exploring the design of efficient volumetric CNN architectures that scale up to higher resolutions.

Acknowledgement. The authors gratefully acknowledge the support of Stanford Graduate Fellowship, NSF grants IIS-1528025 and DMS-1546206, ONR MURI grant N00014-13-1-0341, a Google Focused Research award, the Max Planck Center for Visual Computing and Communications and hardware donations by NVIDIA.

References

- [1] A. M. Bronstein, M. M. Bronstein, L. J. Guibas, and M. Ovsjanikov. Shape google: Geometric words and expressions for invariant shape retrieval. *ACM Transactions on Graphics (TOG)*, 30(1):1, 2011.
- [2] A. X. Chang, T. Funkhouser, L. Guibas, P. Hanrahan, Q. Huang, Z. Li, S. Savarese, M. Savva, S. Song, H. Su, et al. Shapenet: An information-rich 3d model repository. *arXiv preprint arXiv:1512.03012*, 2015.
- [3] S. Chaudhuri and V. Koltun. Data-driven suggestions for creativity support in 3d modeling. In *ACM Transactions on Graphics (TOG)*, volume 29, page 183. ACM, 2010.
- [4] D.-Y. Chen, X.-P. Tian, Y.-T. Shen, and M. Ouhyoung. On visual similarity based 3d model retrieval. In *CGF*, volume 22, pages 223–232. Wiley Online Library, 2003.
- [5] M. Cimpoi, S. Maji, I. Kokkinos, S. Mohamed, and A. Vedaldi. Describing textures in the wild. In *CVPR 2014*, pages 3606–3613. IEEE, 2014.
- [6] J. Deng, W. Dong, R. Socher, L.-J. Li, K. Li, and L. Fei-Fei. Imagenet: A large-scale hierarchical image database. In *CVPR 2009*, pages 248–255. IEEE, 2009.
- [7] J. Donahue, Y. Jia, O. Vinyals, J. Hoffman, N. Zhang, E. Tzeng, and T. Darrell. Decaf: A deep convolutional activation feature for generic visual recognition. *arXiv preprint arXiv:1310.1531*, 2013.
- [8] A. Eitel, J. T. Springenberg, L. Spinello, M. Riedmiller, and W. Burgard. Multimodal deep learning for robust rgb-d object recognition. In *IEEE/RSJ International Conference on Intelligent Robots and Systems (IROS)*, Hamburg, Germany, 2015.
- [9] R. Girshick. Fast r-cnn. In *ICCV 2015*, pages 1440–1448, 2015.
- [10] R. Girshick, J. Donahue, T. Darrell, and J. Malik. Rich feature hierarchies for accurate object detection and semantic segmentation. In *CVPR 2014*, pages 580–587. IEEE, 2014.
- [11] S. Gupta, R. Girshick, P. Arbeláez, and J. Malik. Learning rich features from rgb-d images for object detection and segmentation. In *ECCV 2014*, pages 345–360. Springer, 2014.
- [12] X. Han, T. Leung, Y. Jia, R. Sukthankar, and A. C. Berg. Matchnet: Unifying feature and metric learning for patch-based matching. In *CVPR 2015*, pages 3279–3286, 2015.
- [13] B. K. Horn. Extended gaussian images. *Proceedings of the IEEE*, 72(12):1671–1686, 1984.
- [14] Y. Jia, E. Shelhamer, J. Donahue, S. Karayev, J. Long, R. Girshick, S. Guadarrama, and T. Darrell. Caffe: Convolutional architecture for fast feature embedding. *arXiv preprint arXiv:1408.5093*, 2014.
- [15] M. Kazhdan, T. Funkhouser, and S. Rusinkiewicz. Rotation invariant spherical harmonic representation of 3 d shape descriptors. In *SGP 2003*, volume 6, pages 156–164, 2003.
- [16] J. Knopp, M. Prasad, G. Willems, R. Timofte, and L. Van Gool. Hough transform and 3d surf for robust three dimensional classification. In *ECCV 2010*, pages 589–602. Springer, 2010.
- [17] I. Kokkinos, M. M. Bronstein, R. Litman, and A. M. Bronstein. Intrinsic shape context descriptors for deformable shapes. In *CVPR 2012*, pages 159–166. IEEE, 2012.
- [18] Y. LeCun, L. Bottou, Y. Bengio, and P. Haffner. Gradient-based learning applied to document recognition. *Proceedings of the IEEE*, 86(11):2278–2324, 1998.
- [19] Y. LeCun, F. J. Huang, and L. Bottou. Learning methods for generic object recognition with invariance to pose and lighting. In *CVPR 2014*, volume 2, pages II–97. IEEE, 2004.
- [20] M. Lin, Q. Chen, and S. Yan. Network in network. *arXiv preprint arXiv:1312.4400*, 2013.
- [21] D. Maturana and S. Scherer. Voxnet: A 3d convolutional neural network for real-time object recognition. In *IEEE/RSJ International Conference on Intelligent Robots and Systems*, September 2015.
- [22] M. Nießner, M. Zollhöfer, S. Izadi, and M. Stamminger. Real-time 3d reconstruction at scale using voxel hashing. *ACM Transactions on Graphics (TOG)*, 32(6):169, 2013.
- [23] R. Osada, T. Funkhouser, B. Chazelle, and D. Dobkin. Shape distributions. *ACM Transactions on Graphics (TOG)*, 21(4):807–832, 2002.
- [24] A. S. Razavian, H. Azizpour, J. Sullivan, and S. Carlsson. Cnn features off-the-shelf: an astounding baseline for recognition. In *Computer Vision and Pattern Recognition Workshops (CVPRW)*, 2014 *IEEE Conference on*, pages 512–519. IEEE, 2014.
- [25] B. Shi, S. Bai, Z. Zhou, and X. Bai. Deeppano: Deep panoramic representation for 3-d shape recognition. *Signal Processing Letters, IEEE*, 22(12):2339–2343, 2015.
- [26] N. Silberman, D. Hoiem, P. Kohli, and R. Fergus. Indoor segmentation and support inference from rgb-d images. In *ECCV 2012*, pages 746–760. Springer, 2012.
- [27] R. Socher, B. Huval, B. Bath, C. D. Manning, and A. Y. Ng. Convolutional-recursive deep learning for 3d object classification. In *NIPS 2012*, pages 665–673, 2012.
- [28] S. Song, S. P. Lichtenberg, and J. Xiao. Sun rgb-d: A rgb-d scene understanding benchmark suite. In *CVPR 2015*, pages 567–576, 2015.
- [29] H. Su, S. Maji, E. Kalogerakis, and E. G. Learned-Miller. Multi-view convolutional neural networks for 3d shape recognition. In *ICCV 2015*, 2015.
- [30] Z. Wu, S. Song, A. Khosla, F. Yu, L. Zhang, X. Tang, and J. Xiao. 3d shapenets: A deep representation for volumetric shapes. In *CVPR 2015*, pages 1912–1920, 2015.
- [31] J. Xiao, A. Owens, and A. Torralba. Sun3d: A database of big spaces reconstructed using sfm and object labels. In *ICCV 2013*, pages 1625–1632. IEEE, 2013.